



## Operation Manual

### Cooking Cleaning Bag

Thank you for choosing a TryLand UG product! We are confident that you will be satisfied with the excellent performance of our products, made with advanced technology and high quality materials.

The item purchased is a product of:

#### **TryLand UG**

Meierstrasse 10 / 29525 Uelzen

Telefon: +49 (0)160 91536372

E-Mail: [info@tryland.de](mailto:info@tryland.de)

#### **INHALT:**

- 1.S02** GENERAL
- 2.S02** SECURITY INFORMATION
- 2.S03** ADDITIONAL INFORMATION
- 2.S04** SAFETY INSTRUCTIONS
- 4.S05** TECHNICAL SPECIFICATIONS
- 5.S06** MARKING and MATERIAL
- 6.S06-10** DESCRIPTION
- 7.S10** OPERATING TEMPERATURE
- 8.S10** STORAGE, TRANSPORTATION AND CARE STORAGE
- 9.S10** CLEANING
- 10.S11** LIFESPAN AND REPLACEMENT
- 11.S12** DISCARD
- 12.S12** REVIEW / PERIODIC REVIEW
- 13.S12** REPAIRS/MODIFICATIONS

#### GENERAL:

This information is for your safety. Please read the entire user manual before using the TryLand product for the first time.

The following symbols are used for identification in the instructions for use:



The items marked with this symbol indicate a high risk or a high-risk situation which can immediately lead to death or serious physical injury.



At the positions marked with this symbol there is a possibility of a hazard that can endanger people / material.



This symbol is used when special instructions need to be observed or when tips on use and/or particularly useful information are given.



#### SAFETY INFORMATION:

At this point we would like to expressly point out that the user of this product must carry out a risk assessment before using it.

This risk assessment enables the user to determine what risk he has to reckon with during his operations. The actual risk results from the extent to which various hazards are likely in relation to the severity of the consequences for the user from such exposure. The risk assessment created in this way is the basis for the selection and application of an appropriate use of the TryLand product.



**Danger**

## **APPLICATION, SAFETY, LIFESPAN, STORAGE AND CARE**

These instructions for use contain important information on the proper use of our TryLand product.

This documentation must be made available to the user by the reseller in the language of the country of destination and must be kept with the equipment throughout its period of use.

## **APPLICATION NOTES**

The following application instructions must be read carefully and observed. This specially manufactured product does not release personal risk assessment when using it.

Errors and carelessness can result in serious injury or even death. The right choice of equipment requires experience and may need to be determined by means of a risk analysis. The user should be aware that in the event of an unsuitable physical and/or mental condition, impairments of safety can occur in normal and emergency situations. The manufacturer declines all liability in the event of misuse and/or misapplication. In all cases, the responsibility and the risk are borne by the users or those responsible.

For the use of this product, we recommend observing the relevant national regulations. Before using the TryLand products, the user must ensure that the respective TryLand product is used in accordance with its intended purpose.

The national and local safety regulations as well as the industry-specific accident prevention regulations must be observed. The use of the TryLand product does not release the user from personal risk and personal responsibility.

Only use TryLand products as intended – they must not be modified!



**Danger**

Every user who uses these products is personally responsible for learning the correct application and technique. Each user assumes and fully accepts all responsibility and all risks for all damages and injuries of any kind, which result during and through the use of the product. Manufacturers and specialist retailers accept no liability in the event of misuse and improper use and/or handling. These guidelines are helpful for the correct use of this product. However, since not all misuses can be listed, it never replaces your own knowledge, training, experience and personal responsibility.

Before using the respective TryLand product, the user must inform himself about the possibilities of safe and effective use. Users must be informed about hazards, how to avoid hazards, and how to use them safely.



## Attention

### SAFETY INSTRUCTIONS

If this product is combined with other items from other manufacturers, there is a risk of mutual impairment of the safety of use.

If original components of the product are changed or removed, the safety properties can be reduced. The equipment should not be modified in any way that is not recommended in writing by the manufacturer or adapted to accommodate attachments.

Before and after use, the product must be checked for any damage, the usable condition and correct functioning must be ensured. The product must be discarded immediately if there is even the slightest doubt as to its safety for use.

Danger! The products must not be exposed to any damaging influences. This includes contact with caustic and aggressive substances (e.g. acids, alkalis, soldering fluid, oils, cleaning agents), as well as extreme temperatures and flying sparks or flames. Sharp edges, moisture/osmosis and, in particular, icing can also severely impair the strength of textile products.

### Description of the product

## Cooking Cleaning Bag



TryLand Cleaning Bag – your organizational solution for the outdoor kitchen and Dutch oven!

No more disorganized accessories in the pot or scattered in your equipment! The TryLand Cleaning Bag brings system to your outdoor kitchen: Perfect storage for Petromax cleaning utensils such as scrapers, cleaning chains, cleaning cloths and brushes. Additional compartments for spatulas and grill forks – everything in its place. Flat design for safe storage in your Dutch oven transport bag. Ultra-light laser laminate for easy packing and transport. Your outdoor kitchen stays organized – without chaos, without compromises!

**Technical specifications:**

## **Cooking Cleaning Bag**

### **Dimensions**

170mm x 330mm x 15mm

## **Cooking Cleaning Bag**

**Weight: 196g**

# Material

100% Polyamid 6.6 Original Cordura


Sewing thread Polyamid 6

PVC in the form of Rubberpatch

Viskose in the form of Web-Logo

Polyester in the form of Velcro

**CORDURA®**



## Description Cooking cleaning bag Part 1

1.



1. A Velcro surface is sewn onto the front to which a name tag can be attached. The Velcro surface is also used to fix the closure tab.





Make sure that all seams and edges are closed or not broken. Fraying of the edges of the product is normal. You can easily remedy this with a flame from a lighter by running the flame briefly over the exposed polyamide fibers.

## Description Cooking cleaning bag Part 2



2. On the inside, on the left, there is a pocket for cleaning cardboard or similar.  
3. - 4. Under the pocket there are two more pockets. These can be used for a spatula and a spoon or similar.



## Attention

When using the “Cooking Cleaning Bag”, care must be taken to ensure that the forces acting and other uses do not lead to uncontrolled movements. Furthermore, the fastenings and connections of additional bags should be free of dirt, adhesion or other contamination as well as overloading. Fastening must be carried out in such a way that the connection cannot be loosened by being thrown, impacted or other hazards.

## Description Cooking cleaning bag Part 3



On the inside, in the middle, there are three pockets for cleaning utensils.

5. At the bottom is the compartment for a scraper that can be secured with a Velcro strap.

6. In the middle, the pocket for a cleaning chain net is sewn on. Access is via the upper pocket no. 7.

7. Pocket no. 7 on the upper edge of the bag is opened with a Velcro strap like the lower pocket. An additional cleaning scraper can be stored here.



### INFO

Make sure that the connections are made as shown in the description. The size and weight of the equipment to be held by the “Cooking Cleaning Bag” must be chosen so that the complete equipment can be held. This applies in particular to movements and centrifugal forces that affect the equipment and the “Cooking cleaning bag”.




## Description Cooking cleaning bag Part 4



On the right side of the bag there is a large insert pocket No. 8. This pocket is used to hold a towel or similar.  
9. The Molle slots are used firstly to ventilate a damp towel and secondly to attach additional bags that can be found in our range.

## Description Cooking cleaning bag Part 5

10.



10. To fold the bag, insert the right part with the handle into the slot on the left side and pull it out to the end.

## Description Cooking cleaning bag Part 6

11.



11. To close the bag, press the Velcro tab onto the large Velcro surface. Depending on how full the bag is, the Velcro tab can be fastened tighter or looser.

### OPERATING TEMPERATURE

The long-term use temperature of the product ranges from approx. -30°C to +50°C. Icing can reduce strength.

### STORAGE, TRANSPORTATION AND CARE STORAGE

Store cool, dry and protected from daylight. No contact with chemicals (caution: battery acid!). Store without mechanical crushing, compressive or tensile stress.

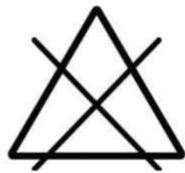
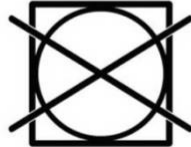

The product must be protected from extreme dirt and mechanical damage.

### CLEANING


Clean soiled products in lukewarm water max. 30 degrees (if necessary with neutral soap). Rinse well. Dry at room temperature, never in tumble dryers or near radiators!

Commercial non-halogen disinfectants can be used if necessary. It may be necessary to lubricate joints, if any, of metal parts after cleaning to be free of oil.

# Clean



Do not bleach



Dry gently

1. Wash „Cooking cleaning bag“ only at a temperature of up to 30 degrees.
2. Do not dry the „Cooking cleaning bag“ in a dryer.
3. Do not iron or smooth „Cooking cleaning bag“.
4. Do not bleach „Cooking cleaning bag“ or treat it with other chemicals.
5. Gently dry the „Cooking cleaning bag“.
6. Wipe the „Cooking cleaning bag“ plate with a damp cloth only.

## LIFESPAN AND REPLACEMENT

The service life of the product essentially depends on the type and frequency of use as well as on external influences. Products made from man-made fibers (polyamide, polyester, Dyneema®, aramid, nylon) are subject to a certain amount of aging even when not in use, which is particularly dependent on the intensity of ultraviolet radiation and climatic environmental influences.

The maximum service life under optimal storage conditions (see point storage) and without use is 8 years. With normal use and in compliance with the instructions for use in the instructions for use, the maximum realistic period of use is 8 years.

## FREQUENT OR EXTREME USE / FALLING

In the event of wear and tear, the products must always be replaced, e.g. B. webbing edges are damaged or fibers have been pulled out of the webbing, damage/abrasion of the seams can be observed or there has been contact with chemicals. Attention must be paid to sharp burrs or signs of corrosion on metal fittings. Repairs may only be carried out in accordance with the procedure specified by the manufacturer. In the case of extreme use (extreme signs of wear and tear), in the event of damage, the product must be withdrawn from use immediately and taken to a competent person or the manufacturer for inspection with written confirmation and/or for repair/replacement, if necessary.

Repairs may only be carried out in accordance with the manufacturer's specified procedures and certified personnel/dealers.

## DISCARD:

In the event of damage to load-bearing components that are essential for safety, such as e.g. B. Ropes, straps and seams (tears, cuts, other) in the event of damage to plastic and/or metal fittings under stress from falling or heavy loads at the end of its service life if it is more than 8 years (unused storage), 4-6 years (normal use), 2 years (use in the diving area) old and made of plastic or textile or contains plastic or textile components if the product no longer appears safe or reliable if the product is obsolete and no longer meets technical standards (changes in legal provisions, standards and technical regulations, incompatibility with other equipment, etc.)

if the previous/usage history is unknown or incomplete

if the instructions for use of the product are missing

If the visual inspection by the user or the expert revealed any objections or if the shelf life has expired, this product can no longer be used. Separation must be carried out in such a way that reuse in operations can be ruled out with certainty.

#### **EXAMINATION:**

Before use, the product must be visually inspected. In doing so, attention must be paid to integrity and cleanliness, as well as to the condition of the seam. After exceeding the above service life, the product must be withdrawn from further use.



#### **- PERIODIC REVIEW**

- The product must be subjected to a visual and functional test at least once a year. This inspection must cover damage and wear and tear.



#### **- REPAIRS/MODIFICATIONS**

- Repairs, changes or additions to the product may only be carried out by the manufacturer and/or certified personnel or by test centers.



**TryLand UG**

Meierstrasse 10

29525 Uelzen Deutschland

fon: +49 (0)160 91536372

mail: [info@tryland.de](mailto:info@tryland.de)

**[www.tryland.de](http://www.tryland.de)**

USt-IdNr.: DE330079877

eingetragen im Handelsregister des Amtsgerichtes Lüneburg

Handelsregisternummer HRB 208771

22.04.2020

All illustrations are exemplary! Images may represent schemes and do not necessarily correspond to the actual products. Colors and features may vary.

TryLand UG reserves the right to make changes to equipment, configuration and availability. All values are approximate and may vary.

These operating instructions do NOT release the user from the obligation to comply with occupational safety measures and to carry out a risk assessment!

TryLand UG